

VALUE OF THE WEEK



A TEACHER STRATEGY

Value of the Week:
Kindness

STEP 1

- Choose a value of the week
- e.g. kindness, friendship, cooperation

STEP 2

- Focus learning around the value
- Ask "what does it mean to be kind?"
- Do activities relating to the value



A fairytale about kindness



Roleplay being kind

	Mon	Tue	Wed	Thu	Fri
Name	★			★	
Name			★		
Name		★			★

STEP 3

- Acknowledge students who engage with the value
- e.g. use a star chart

Example - Kindness

A Step-by-step Guide

Step 1

Place your Value somewhere visible, e.g. pin it to the wall

Value of the Week:

Kindness

Step 2

Ask your class
“what does it mean to be kind?”

Step 3

Use the materials provided as a basis for some activities throughout the week

- write down ideas
- in bullet points
- for students to refer to
- throughout the week

Example - Kindness

A Step-by-step Guide

Step 3

This might include roleplay, group work, storytelling and more



Step 4

Monitor and acknowledge kind actions of students

	Mon	Tue	Wed	Thu	Fri
Name	★			★	
Name			★		
Name		★			★

Step 4

Check our materials for ways you can get students to help you do this



Monitoring Your Value of the Week

How students can help you

1. Classroom Jobs - Value Monitors

Add a “kindness monitor” whose role is to notice and share examples of kind acts.

Generalisable: Each week the monitor highlights actions that match the value (e.g., honesty, responsibility).

2. Writing / Journaling

Get children to write down: “One kind thing I did or saw today” at the end of every day or week

Generalisable: Swap with “one honest thing,” “one brave thing,” “one respectful thing.”

3. End-of-Day Reflection

At the end of the day, ask, “Who showed kindness today? How?”

Generalisable: Swap in any value (gratitude = “What are you thankful for today?”).

4. Visual Reminders











Kindness Example: A “kindness wall” where students add sticky notes of kind acts they saw.

Generalisable: Create a rotating “value wall” that changes weekly.

5. Kindness Jars

Students write acts of kindness on slips of paper. and add them to a jar. This could be their own or other’s kindness, anything that fits under the value should be noticed and celebrated.

By Friday, review or display how much kindness has been collected.

Name	Mon	Tue	Wed	Thu	Fri
					
					
					
					
					
					
					

Integrating Values into Lessons

How you can teach children about values in your day-to-day classroom

1. English/Literacy/Language

- Story Hunts
 - While reading a book, pause and ask: “where do you see kindness happening here?”
 - Students can underline examples in text
 - Works for any value e.g. self-direction, gratitude etc.
- Sentence Starters/Writing Prompts
 - “A kind thing I can do at break time is...”
 - “Write a story about an act of kindness”
 - Can be a quick warm-up writing exercise
 - Can be adapted with new prompts and values each week

2. Maths

- Value word problems
 - “Sophie had 10 stickers. She gave 3 away to be kind. How many are left?”
 - Adapt stories for new values
- Counting and Tallying
 - get children to tally up acts of kindness they see during the week
 - practice skip-counting if there are lots
- Kindness Dice Game
 - roll two dice, add them up, and say one kind thing you could do for that number of people
- Kindness Sorting
 - give children pictures of kind and unkind acts and ask them to sort them apart from each other
 - then ask them to count up how many acts there are of each one

Integrating Values into Lessons

How you can teach children about values in your day-to-day classroom

3. Art

- Value Posters
 - sort children into small groups and get them to create posters showing what the value looks like in action
 - These can double as classroom displays
- Compliment Cards
 - Students design a “kindness card” for someone in class
 - for other values “gratitude cards”, “respect notes”, etc.

4. Group Work/Social Studies

- Role-Play Scenarios
 - act out short situations like those on the cards e.g.”Your friend drops their books - what do you do?”
 - students practice responses that show kindness
- Community Brainstorm
 - brainstorm: “how can we show kindness in our school/community?”

5. Quick Transitions and Brain Breaks

- Value Charades
 - students silently act out a value-related behaviour, e.g. sharing, helping, smiling
 - the rest of the class guess the act
- Show and Tell
 - children can bring something to show and tell that reminds them of the value, e.g. a gift they received, something they like to share with friends etc.
- Pass the Value
 - in circle time, pass an object and each child says one way they can show the value



A friend is playing alone at break time

What could you do to
be kind?

A classmate is struggling with a task

How could you help
them kindly?



Someone shares their snack with you

How could you show
them kindness in return?



A friend falls while playing outside

How could you help
them kindly?





Your friend is crying and you don't know why

How can you handle this situation with kindness?

A new student joins the class

What could you do to be kind?



You accidentally bump into someone

What is a kind way to respond?

Someone drops their crayons

How could you show them kindness?

